


The Artist's House

A fun and playful look using different textures.


Start with a blank white canvas and make it all about the bold feature Everhot in Tangerine or Teal and accessorise with strong colour blocks and bold artwork like the Sunset splashback. Natural materials like cork or plywood work well with this look for flooring and cabinetry. Accessorise with fun art objects like this Stolen Form Vase as a utensils holder.

Dulux Colours "Earth's Core" and/or "Absolute White" for colour blocking



"Sunset" Splashback by Emma Britton

Cork textures



*Darlings of Chelsea
Recycled Velvet in Mallard*



*Stolen Form London
Brick Vase - Turquoise*



*Everhot Cooker or Stove
in Teal or Tangerine*

The Fisherman's Cottage

A fresh take on a nautical theme

Mix different types of pattern for a homely finish. Three different Everhot colours all slot in nicely to this English seaside aesthetic depending on your choice.

*Blue & White Hydrangea with
Flutes Splashback by Emma Britton*



*Inchrya Clover
Blossom Fabric*



*Luxury Flooring Painswick
Harbour Engineered Oak*




*The Pure Edit
Tassa Petite Gold
Fabric*



*Dusky Blue or Mustard
Everhot Stove or Cooker*

Cream Everhot Cooker or Stove



*Farrow & Ball
Stiffkey Blue Paint*



*Sanderson Sea
Pink Paint*




The Loft Apartment

City chic in blue tones and mixed
metallics

Explore colour drenching with similar blue tones, add in mixed metallics to
create a chic city pad.

*Burnt Sienna
Lighting Cable*



*Emma Britton Antique Peacock
Splashback*



*Dulux Teal
Velvet Paint*

*Valspar Blue
Jade Paint*



Blue Jade
X96R180A



*Darlings of Chelsea
Vintage Velvet Ochre
Fabric*



Marine Blue Everhot Cooker or Stove

Parkside Pied-a-Terre

A sumptuous and earthy look is created with rich warm tones.

Combine nature's patterns in the flooring, worktops and splashback and then layer similar natural shades of paint and materials like wood and wool to create a warm and cosy interior aesthetic. An accent of brass gives the look a luxurious lift.

*Emma Britton Willow & Red Admiral Glass
Splashback*



Mushroom Everhot



Norway Spruce
X139R273A

*Valspar
Norway
Spruce*



Fired Earth Seaspray Marble



*Darlings of Chelsea
Recycled Wool Sap
Green Fabric*

*Luxury Flooring Thorpe Roasted Grand
Solid Oak Herringbone*

The Heritage Townhouse

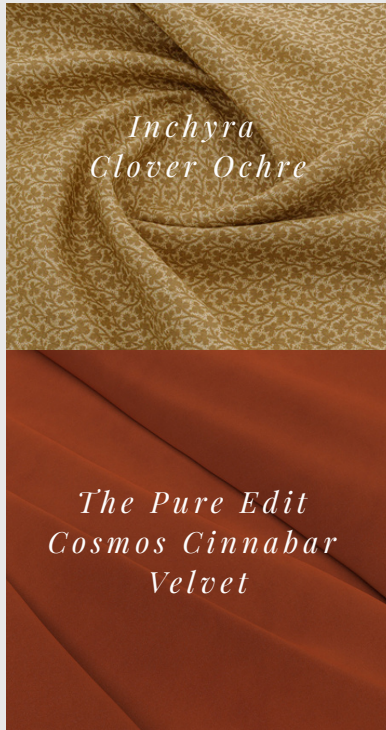
On-trend cooks kitchen aesthetic

This on-trend cooks kitchen features warm stone flooring, buttery yellow walls, paired with burgundy finishes such as the Everhot and soft furnishings. The pink in the splashback is a complementary accent colour that can be added to with other tonal accessories

*Dulux Buttermilk
Paint*



Emma Britton Pink Geo in Cherry Glass Splashback



Fired Earth Onyx Lumi Ivory

Burgundy Everhot Stove or Cooker

The New Build


For clean, white spaces that need a touch of warmth

For those who like a clean white space and want to know how to bring in a little colour and warmth. Starting with a classic white Everhot add soft green textures and neutrals. The accent of mauve in the splashback gifts the green a fresh lift.

Emma Britton

Watercolour in Maple Glass Splashback

*Inchyra Vintage
Check Linen Apple
Fabric*



White Everhot Cooker or Stove

*Dulux Snowy
Summit Paint*



*Dulux Silver
Lichen Paint*



*Luxury Flooring Denver Lily
Engineered Oak Flooring*



**Green Willow
R264D**

*Valspar Green
Willow Paint*